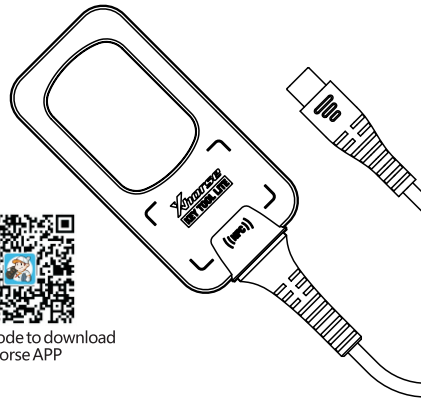




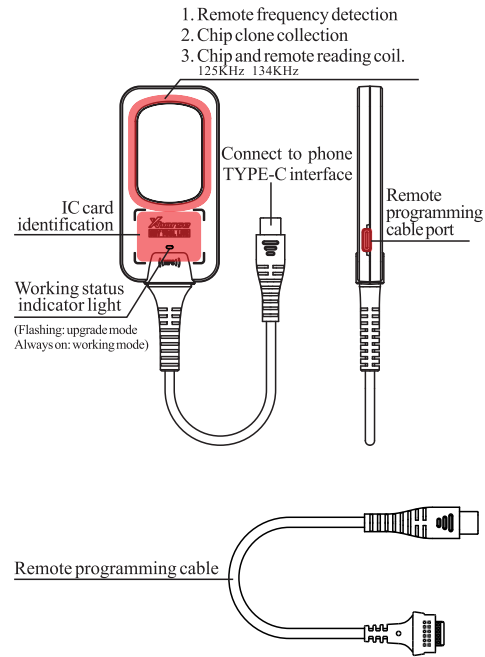
KEYTOOL LITE

USER MANUAL



Scan QR Code to download Xhorse APP

Overview



Phone connection method

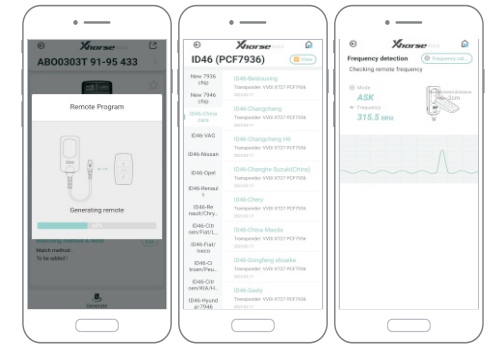


Power on: Insert the TYPE-C cable, and allow the app to access the USB port of the phone, and connect the device.

Power off: unplug the TYPE-C cable.

Note: If there is a prompt on the right side of the interface, open the phone settings and turn on the OTG connection switch.

Main function 1: Vehicle Remote, Generate Transponder, Frequency detection



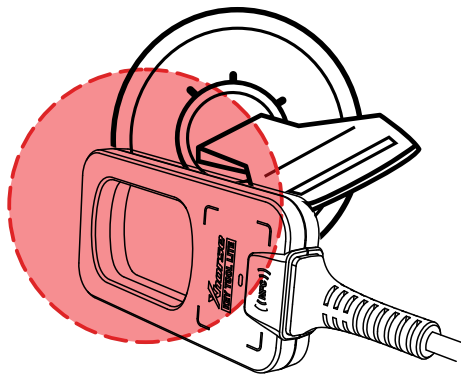
Vehicle Remote Generate Transponder Frequency detection

Vehicle Remote: Support Xhorse XK-wire remote, XN-wireless remote, XE-wireless remote and Xhorse Smart remote generation.

Generate Transponder: Support VVDI.XT27 super remote generation.

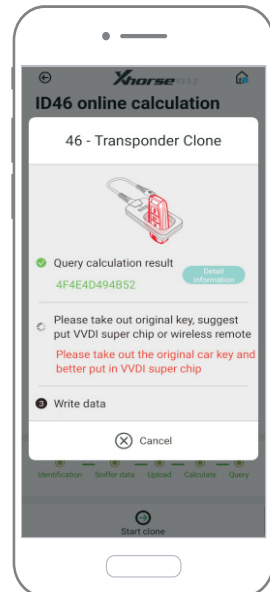
Frequency detection: Support common car key frequency detection.

Main function 2: Transponder Clone

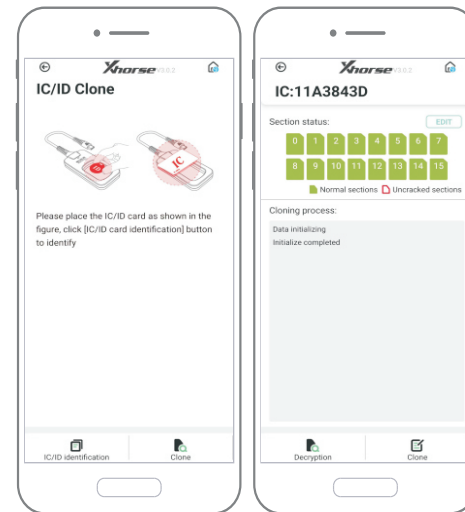


As shown in the figure, move the KEY TOOL LITE close to the ignition switch, and turn the ignition key on and off repeatedly (For push start system, use the KEY TOOL LITE close to the emergency switch area, then press the start button repeatedly).

Main function 3: Transponder Clone (Clone interface process)



Main function 4: IC/ID Clone



Warranty And After-Sale Instructions

KEY TOOL LITE has one year warranty, and it is based on the date on the transaction voucher; If do not have transaction voucher or lost it, the factory date recorded by the manufacturer will prevail.

※ Situations on the below can not get free repairmen

- Damage caused by not following the use instructions.
- Damage caused by repairing or retrofitting in private.
- Damage caused by fall, crash or inappropriate voltage.
- Damage caused by inevitable force.
- Damage caused by using in harsh environment or on the vehicle and ship for a long time; Get main body dirty and worn due to use.

Please get in contact with dealer or scan the QR code behind the instruction, download Xhorse official APP to get after-sale and technical support.

The pictures are for reference only, the actual product shall prevail. Xhorse reserves all rights to this manual. Without permission, any individual or organization is prohibited from copying and disseminating any part of this manual in any form and product improvement. The content of this manual may be changed without prior notice.